

"Our mission is to provide superior service to both the patient and Dental / ENT Practitioners, whilst producing accurate, high resolution diagnostic images."

With more than 15 years of experience, Gammasonics specialise in medical physics, imaging and radiation protection consultancy and dose distribution to the Australian population.

With centres and growing rapidly, Canada Bay Imaging Centre's are located throughout Australia.

Canada Bay Medical Imaging aims to ensure that each your experience will be a safe, secure, comfortable and pleasant one.

**Canada Bay
Head Office**

69 Great North Rd.
Five Dock NSW 2046
Entry:69 Thompson Ln

**City
Sydney Dental**

Suite 601, Level 6
60 Park St.
Sydney CBD NSW 2000

**Darlinghurst
Sydney ENT Clinic**

67 Burton St.
Darlinghurst NSW 2010



PATIENT INFORMATION

Cone Beam
Volumetric
Tomography



3D Imaging




ALL BOOKINGS THROUGH

**Phone: +61 (2) 9713 0070
or 1300 761 696**

Email: CBMC@canadabaycentre.com.au
Web: www.canadabaycentre.com.au
Weblink: www.cbblink.com.au

www.canadabaycentre.com.au



CanadaBay is a dedicated family owned dental imaging centre employing dentists, dental assistants and radiographers that understand dental anatomy and pathology.

You have been referred to our centre because your dentist or specialist would like you to have the best quality treatment and care using 3D imaging technology with the lowest radiation dose.

What happens during your Scan?

Apart from removing glasses, any dentures or piercings you may have in the head and neck region immediately prior to your scan there is no preparation required.

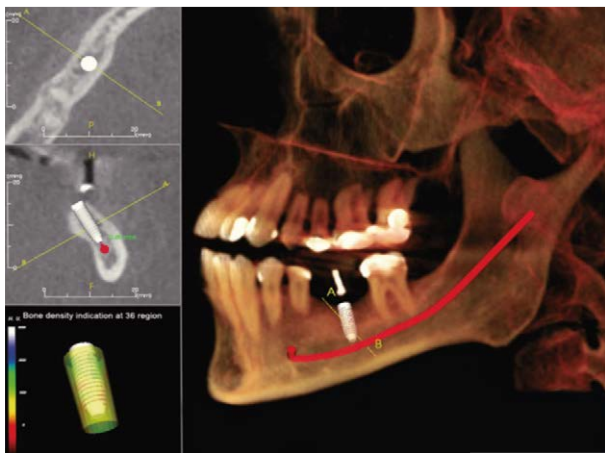
Our scanners allow you to sit up during the x-ray and the scanner will rotate 360 degrees around your head. The total time taken to acquire the scan is normally 10 - 20 seconds.

You can breathe normally during the scan however we do ask that you try to remain as still as possible and try not to swallow.

Whilst the scan only takes seconds, the images we create for you and your dentist can take us up to 45 minutes to create. This is to ensure that your dentist has the images to best demonstrate the clinical anatomy and pathology they are looking for.

Cost

Medicare no longer pay a rebate for cone beam volumetric tomography scans unless your referral comes from a dental or medical specialist. You can however claim for these scans through your health insurance if you have dental cover.



Advantages of Cone Beam Imaging at Canadabay Centres

- Our staff understand dentistry
- 3D analysis of the maxillofacial region
- Low Radiation Dose
- High Resolution Images
- Reporting by Dental Specialists / Radiologists

Clinical Applications

- Implantology
- Impactions / Wisdom Teeth Extractions
- Temporomandibular Joint analysis
- Periodontal and Endodontal Assessments
- Orthodontics
- Panoramic, Cephalometric Imaging
- Maxillary, Frontal, Ethmoid and Sphenoid Sinus Assessment
- Sleep Apnea / Airway Assessment
- Craniofacial pathology

Other Services

- Cephalometric Tracing Analysis
- Implant Planning and Guides
- Maxillofacial Reporting

Radiation Dose

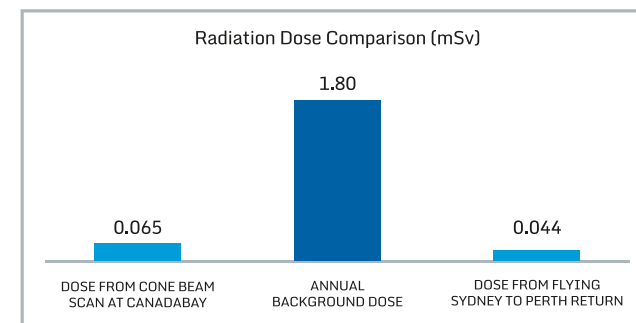
At CanadaBay we use the latest technology with the lowest dose to achieve high resolution images

Your risk of acquiring a cancer from a cone beam scan is very low. For every Sievert of radiation your risk over and above your normal risk is 4%.

The radiation dose from a 13 cm 20 second cone beam scan is approximately 0.065 mSv (milli Sieverts). This equates to 0.000065 Sieverts.

4% of 0.000065 Sieverts is 0.000003% over and above your normal risk of acquiring a cancer which is approximately 25% over your lifetime.

In comparison the radiation dose we get every year from the atmosphere is 1.80 mSv



Following is a table showing typical doses from other dental imaging procedures

SCAN PROTOCOL	EFFECTIVE RADIATION DOSE (mSv)
20 sec CBVT scan 13 cm FOV	0.065
10 sec CBVT scan 13 cm FOV	0.035
40 sec CBVT scan 13 cm FOV (High Res)	0.17
4 Dental Bitewing Films	0.038
Full Mouth Series - 19 Films	0.15
2D OPG	0.02 to 0.1
2D Lateral Ceph	0.071
CT Facial Bones	1.0

If you have any concerns our staff are there to help you.